

DOWNTOWN PREMIUM ENGINEERED HARDWOOD



Thickness:	9/16" (14mm)
Width:	7-1/2" (189mm)
Length:	73" (1854mm) (Min. 75% full length plank)
Finish:	Ultra matte
Surface:	Light brushed
Package:	30.27 sqft/carton 45 cartons/pallet
Weight:	40 lb/carton


COLOURS



FEATURES

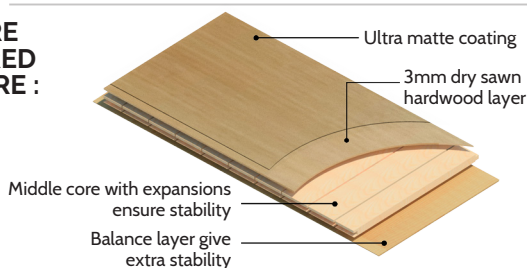


3mm dry solid sawn veneer



3-ply stable core design

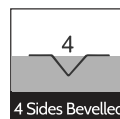
3-PLY CORE ENGINEERED STRUCTURE :



A true touch of natural wood



Certified for underfloor heating system
*See installation manual for details



4 sides micro bevelled